

| | | | | | |
|-------------------|--|---------------|---|---------------------------|---|
| ID: | <input type="text" value="1"/> | Sex: | <input type="text" value="Male"/> | | |
| Last Name: | <input type="text" value="Smith"/> | Day Of Birth: | <input type="text" value="03/23/1964"/> | Diabetes Since: | <input type="text" value="05/01/1982"/> |
| First Name: | <input type="text" value="Scott"/> | M.I.: | <input type="text" value="A"/> | Oral Med Since: | <input type="text"/> |
| Address: | <input type="text" value="194 Moultrie Park, Nashville, TN 37205"/> | Home Phone: | <input type="text" value="615-383-4077"/> | Insulin Since: | <input type="text" value="03/01/1983"/> |
| E-mail: | <input type="text" value="scottsmith@isdn.net"/> | Work Phone: | <input type="text" value="615-279-2500"/> | FAX: | <input type="text" value="615-383-1868"/> |
| Type of Diabetes: | <input type="text" value="Other"/> | | | Modem: | <input type="text"/> |
| Meter Type: | <input type="text" value="Bayer Glucometer DEX, Dexter-Z, or Esprit"/> | | | Blood Glucose Tests/Week: | <input type="text" value="21"/> |
| Insulin Pump: | <input checked="" type="checkbox"/> | | | Ketone Tests/Week: | <input type="text" value="0"/> |
| | | | | Urine Tests/Week: | <input type="text" value="0"/> |

Mealtimes

| | | |
|--|------------|---------------------------------------|
| <input type="text" value="Morning"/> | starts at: | <input type="text" value="12:00 am"/> |
| <input type="text" value="Breakfast"/> | starts at: | <input type="text" value="7:45 am"/> |
| <input type="text" value="Lunch"/> | starts at: | <input type="text" value="11:30 am"/> |
| <input type="text" value="Dinner"/> | starts at: | <input type="text" value="5:00 pm"/> |
| <input type="text" value="Snack"/> | starts at: | <input type="text" value="10:00 pm"/> |

Glucose Ranges

Show HI and LO: Number of Ranges:

| | | | |
|--------|----------------------------------|----|----------------------------------|
| High | <input type="text" value="190"/> | to | <input type="text" value="601"/> |
| Target | <input type="text" value="65"/> | to | <input type="text" value="189"/> |
| Low | <input type="text" value="0"/> | to | <input type="text" value="64"/> |

| | | | | | | | | | | | |
|--|--|--|--|--|--|--|---|---|--|---|--|
| M <input checked="" type="checkbox"/> | T <input checked="" type="checkbox"/> | W <input checked="" type="checkbox"/> | T <input checked="" type="checkbox"/> | F <input checked="" type="checkbox"/> | S <input checked="" type="checkbox"/> | S <input checked="" type="checkbox"/> | Dates: <input type="text" value="11/01/01"/> to <input type="text" value="11/30/01"/> | <input checked="" type="checkbox"/> No Meal | <input checked="" type="checkbox"/> Meter | <input type="checkbox"/> Controls | |
| Glucose: 0 - 601 mg/dL | | | | | | | Times: <input type="text" value="12:00 am"/> to <input type="text" value="11:59 pm"/> | <input checked="" type="checkbox"/> Pre-meal | <input checked="" type="checkbox"/> User | <input type="checkbox"/> Deleted | |
| | | | | | | | | <input checked="" type="checkbox"/> Post-meal | <input checked="" type="checkbox"/> Events | <input checked="" type="checkbox"/> Insulin | |
| | | | | | | | Meter Type: <input type="text" value="All supported meters"/> | | | | |

Summary - mg/dL

| | | |
|------------------------------|-----|-------|
| Average | 147 | mg/dL |
| Highest Blood Glucose | 391 | mg/dL |
| Lowest Blood Glucose | 27 | mg/dL |
| Standard Deviation | 72 | mg/dL |
| Number of Glucose Readings | 100 | |
| Days Covered | 30 | |
| Number of Days Without Tests | 0 | |
| Average Readings Per Day | 3.3 | |
| Deleted Glucose Readings | 0 | |
| Control Readings | 0 | |
| Deleted Control Readings | 0 | |
| Number of Events | 0 | |
| Number of Insulin Entries | 0 | |

Readings/Range - mg/dL

| Glucose Ranges | Number | Percent |
|--------------------|--------|---------|
| High (190 - 601) | 23 | 23% |
| Target (65 - 189) | 65 | 65% |
| Low (0 - 64) | 12 | 12% |

() - Values in parentheses include at least one HI or LO value.

| | | |
|--|--|---|
| M T W T F S S <input checked="" type="checkbox"/> <input checked="" type="checkbox"/> <input checked="" type="checkbox"/> <input checked="" type="checkbox"/> <input checked="" type="checkbox"/> <input checked="" type="checkbox"/> <input checked="" type="checkbox"/> Glucose: 0 - 601 mg/dL | Dates: <input type="text" value="11/01/01"/> to <input type="text" value="11/30/01"/> Times: <input type="text" value="12:00 am"/> to <input type="text" value="11:59 pm"/> | <input checked="" type="checkbox"/> No Meal <input checked="" type="checkbox"/> Meter <input type="checkbox"/> Controls <input checked="" type="checkbox"/> Pre-meal <input checked="" type="checkbox"/> User <input type="checkbox"/> Deleted <input checked="" type="checkbox"/> Post-meal <input checked="" type="checkbox"/> Events <input checked="" type="checkbox"/> Insulin |
| Meter Type: <input type="text" value="All supported meters"/> | | |

By Time of Day

| Time Range | Average mg/dL | Std. Dev. mg/dL | Number |
|---------------------|---------------|-----------------|--------|
| 12:00 am to 3:59 am | 205 | -- | 2 |
| 4:00 am to 7:59 am | 159 | 80 | 12 |
| 8:00 am to 11:59 am | 130 | 79 | 24 |
| 12:00 pm to 3:59 pm | 151 | 64 | 17 |
| 4:00 pm to 7:59 pm | 164 | 87 | 24 |
| 8:00 pm to 11:59 pm | 131 | 40 | 21 |

By Day of Week

| Day of Week | Average mg/dL | Std. Dev. mg/dL | Number |
|-------------|---------------|-----------------|--------|
| Monday | 143 | 61 | 14 |
| Tuesday | 142 | 65 | 14 |
| Wednesday | 166 | 84 | 14 |
| Thursday | 160 | 74 | 18 |
| Friday | 158 | 76 | 19 |
| Saturday | 70 | 32 | 7 |
| Sunday | 142 | 72 | 14 |

By Mealtimes

| Time Range | Average mg/dL | Std. Dev. mg/dL | Number |
|----------------------|---------------|-----------------|--------|
| 12:00 am to 7:44 am | 133 | 66 | 9 |
| 7:45 am to 11:29 am | 148 | 85 | 28 |
| 11:30 am to 4:59 pm | 156 | 70 | 23 |
| 5:00 pm to 9:59 pm | 149 | 75 | 29 |
| 10:00 pm to 11:59 pm | 132 | 41 | 11 |

By Meter Times

| Time Range | Average mg/dL | Std. Dev. mg/dL | Number |
|-------------------------|---------------|-----------------|--------|
| A1: 6:45 am to 8:45 am | 150 | 75 | 20 |
| A2: 11:00 am to 1:00 pm | 145 | 45 | 11 |
| A3: 6:30 pm to 8:30 pm | 154 | 76 | 5 |
| A4: 9:00 pm to 11:00 pm | 127 | 45 | 14 |

() - Values in parentheses include at least one HI or LO value.

M T W T F S S
 Dates: to No Meal Meter Controls
 Pre-meal User Deleted
 Times: to Post-meal Events Insulin
 Glucose: 0 - 601 mg/dL
 Meter Type:

| Date | Morning 12:00 am - 7:44 am | Breakfast 7:45 am - 11:29 am | Lunch 11:30 am - 4:59 pm | Dinner 5:00 pm - 9:59 pm | Snack 10:00 pm - 11:59 pm | Comments |
|-----------------|-------------------------------|---------------------------------|---|-----------------------------|------------------------------|----------|
| 11/01/01 Thu | | 7:54 am 246 | 11:32 am 98 3:31 pm 75 | 5:38 pm 132 9:53 pm 159 | | |
| 11/02/01 Fri | 7:36 am 99 | | 12:16 pm 99 3:31 pm 27 3:32 pm 59 | 5:56 pm 82 7:44 pm 154 | | |
| 11/03/01 Sat | | 10:48 am 58 | | 6:51 pm 118 | | |
| 11/04/01 Sun | 1:29 am 177 | 10:01 am 47 | 4:40 pm 137 | | | |
| 11/05/01 Mon | | 8:11 am 118 | | 5:10 pm 121 | | |
| 11/06/01 Tue | | 7:57 am 260 | 12:57 pm 138 | 9:32 pm 72 | | |
| 11/07/01 Wed | | 8:00 am 213 | 12:04 pm 152 4:07 pm 132 | | 11:05 pm 136 | |
| 11/08/01 Thu | | 8:21 am 40 | 4:57 pm 321 | 8:32 pm 156 | 10:53 pm 132 | |
| 11/09/01 Fri | | 7:47 am 206 10:46 am 231 | | 5:42 pm 69 | | |
| 11/10/01 Sat | | 10:41 am 113 | | 5:31 pm 50 | | |
| 11/11/01 Sun | 12:40 am 233 | 9:35 am 39 10:36 am 270 | 12:36 pm 155 4:54 pm 92 | 9:25 pm 168 | | |
| 11/12/01 Mon | | 8:01 am 171 | 12:42 pm 137 2:46 pm 182 | 6:00 pm 106 9:36 pm 169 | | |
| 11/13/01 Tue | | 7:50 am 126 | 12:23 pm 263 | 6:14 pm 76 9:23 pm 183 | 11:14 pm 195 | |
| 11/14/01 Wed | | 8:07 am 169 | 12:20 pm 166 | 5:09 pm 146 | 10:27 pm 62 | |

M T W T F S S
 Dates: to No Meal Meter Controls
 Pre-meal User Deleted
 Times: to Post-meal Events Insulin
 Glucose: 0 - 601 mg/dL
 Meter Type:

| Date | Morning 12:00 am - 7:44 am | Breakfast 7:45 am - 11:29 am | Lunch 11:30 am - 4:59 pm | Dinner 5:00 pm - 9:59 pm | Snack 10:00 pm - 11:59 pm | Comments |
|-----------------|-------------------------------|---------------------------------|-----------------------------|-----------------------------|------------------------------|----------|
| 11/15/01 Thu | | 8:08 am 204 11:02 am 118 | | | | |
| 11/16/01 Fri | 4:36 am 90 | 8:20 am 244 | | 5:39 pm 183 | | |
| 11/17/01 Sat | | 9:08 am 41 | | | | |
| 11/18/01 Sun | | 9:59 am 70 | 4:04 pm 232 | | | |
| 11/19/01 Mon | | 8:04 am 42 10:38 am 305 | | | 10:42 pm 189 | |
| 11/20/01 Tue | | 8:05 am 63 | | 9:53 pm 101 | | |
| 11/21/01 Wed | 7:13 am 87 | | | 5:38 pm 391 6:41 pm 285 | 10:24 pm 122 | |
| 11/22/01 Thu | 6:05 am 164 | | 2:56 pm 264 | 5:29 pm 154 8:13 pm 99 | 11:17 pm 139 | |
| 11/23/01 Fri | 6:16 am 216 | | 3:56 pm 202 | 5:33 pm 268 | 10:55 pm 148 | |
| 11/24/01 Sat | 4:09 am 44 | | | | 10:03 pm 65 | |
| 11/25/01 Sun | | 9:53 am 120 | 3:06 pm 174 | 9:55 pm 79 | | |
| 11/26/01 Mon | | 8:04 am 98 | 12:11 pm 134 | 5:54 pm 109 | 10:02 pm 126 | |
| 11/27/01 Tue | 7:11 am 88 | | 12:56 pm 135 | 5:41 pm 175 8:01 pm 114 | | |
| 11/28/01 Wed | | 8:05 am 128 | | | 11:06 pm 135 | |

M T W T F S S
 Dates: to No Meal Meter Controls
 Pre-meal User Deleted
 Times: to Post-meal Events Insulin
 Glucose: 0 - 601 mg/dL
 Meter Type:

| Date | Morning 12:00 am - 7:44 am | Breakfast 7:45 am - 11:29 am | Lunch 11:30 am - 4:59 pm | Dinner 5:00 pm - 9:59 pm | Snack 10:00 pm - 11:59 pm | Comments |
|-----------------|-------------------------------|---------------------------------|-----------------------------|-----------------------------|------------------------------|----------|
| 11/29/01 Thu | | 8:33 am 111 | | 5:12 pm 266 | | |
| 11/30/01 Fri | | 7:50 am 279 | 1:24 pm 208 | 5:33 pm 141 | | |

M T W T F S S
 Dates: to No Meal Meter Controls
 Pre-meal User Deleted
 Times: to Post-meal Events Insulin
 Glucose: 0 - 601 mg/dL
 Meter Type:

| Date | Time | Glucose | 0 | 65 | 189 | 601 | Comment |
|--------------|----------|---------|---|----|-----|-----|---------|
| 11/01/01 Thu | 7:54 am | 246 | | | | | |
| | 11:32 am | 98 | | | | | |
| | 3:31 pm | 75 | | | | | |
| | 5:38 pm | 132 | | | | | |
| 11/02/01 Fri | 9:53 pm | 159 | | | | | |
| | 7:36 am | 99 | | | | | |
| | 12:16 pm | 99 | | | | | |
| | 3:31 pm | 27 | | | | | |
| 11/03/01 Sat | 3:32 pm | 59 | | | | | |
| | 5:56 pm | 82 | | | | | |
| | 7:44 pm | 154 | | | | | |
| | 10:48 am | 58 | | | | | |
| 11/04/01 Sun | 6:51 pm | 118 | | | | | |
| | 1:29 am | 177 | | | | | |
| 11/05/01 Mon | 10:01 am | 47 | | | | | |
| | 4:40 pm | 137 | | | | | |
| | 8:11 am | 118 | | | | | |
| 11/06/01 Tue | 5:10 pm | 121 | | | | | |
| | 7:57 am | 260 | | | | | |
| | 12:57 pm | 138 | | | | | |
| 11/07/01 Wed | 9:32 pm | 72 | | | | | |
| | 8:00 am | 213 | | | | | |
| | 12:04 pm | 152 | | | | | |
| | 4:07 pm | 132 | | | | | |
| 11/08/01 Thu | 11:05 pm | 136 | | | | | |
| | 8:21 am | 40 | | | | | |
| | 4:57 pm | 321 | | | | | |
| 11/09/01 Fri | 8:32 pm | 156 | | | | | |
| | 10:53 pm | 132 | | | | | |
| | 7:47 am | 206 | | | | | |
| 11/10/01 Sat | 10:46 am | 231 | | | | | |
| | 5:42 pm | 69 | | | | | |
| 11/10/01 Sat | 10:41 am | 113 | | | | | |
| | 5:31 pm | 50 | | | | | |

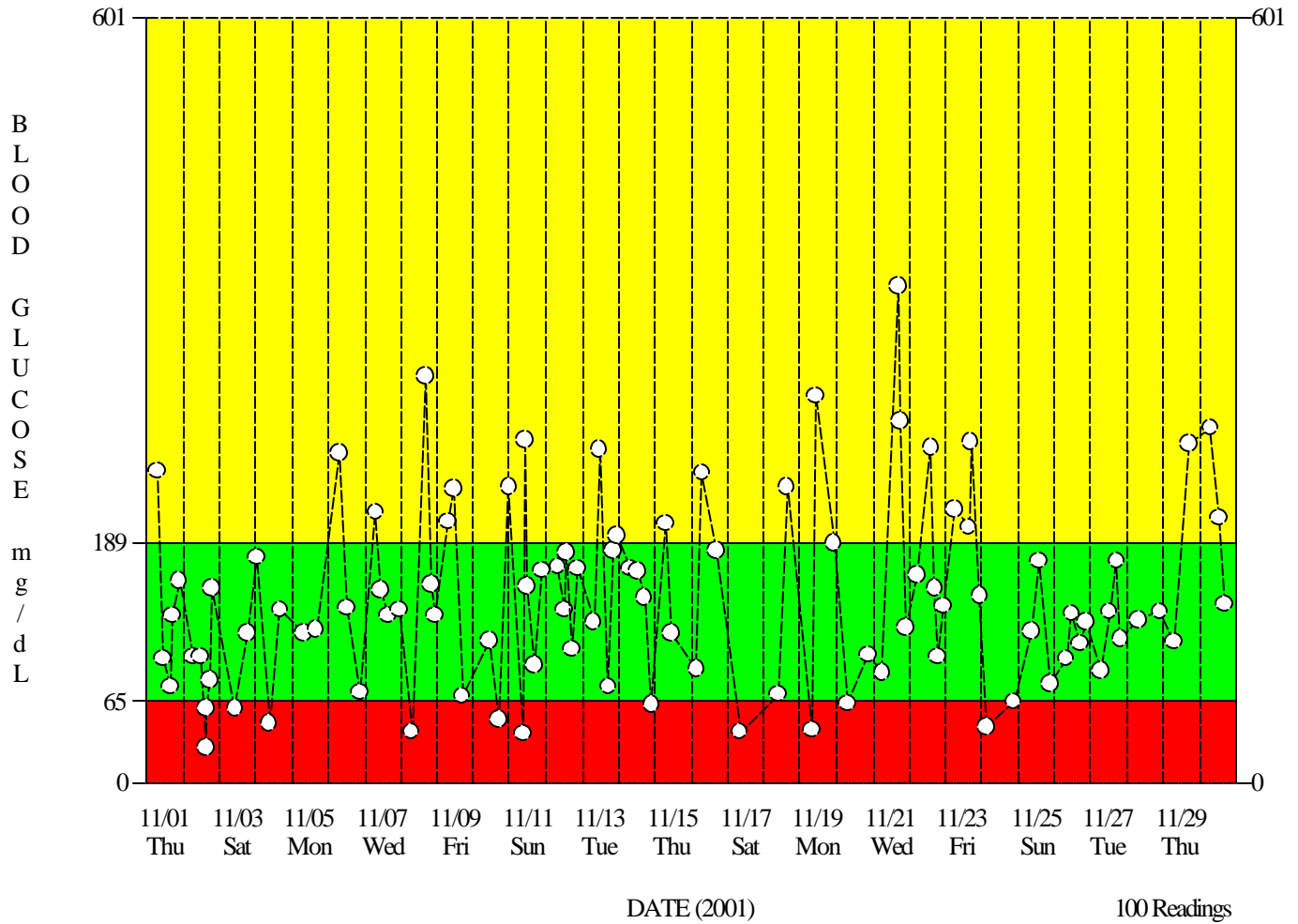
M T W T F S S
 Dates: to No Meal Meter Controls
 Pre-meal User Deleted
 Times: to Post-meal Events Insulin
 Glucose: 0 - 601 mg/dL
 Meter Type:

| Date | Time | Glucose | 0 | 65 | 189 | 601 | Comment |
|--------------|----------|---------|---|----|-----|-----|---------|
| 11/11/01 Sun | 12:40 am | 233 | | | | | |
| | 9:35 am | 39 | ■ | | | | |
| | 10:36 am | 270 | | | | ■ | |
| | 12:36 pm | 155 | | | ■ | | |
| | 4:54 pm | 92 | | ■ | | | |
| | 9:25 pm | 168 | | | ■ | | |
| 11/12/01 Mon | 8:01 am | 171 | | | ■ | | |
| | 12:42 pm | 137 | | | ■ | | |
| | 2:46 pm | 182 | | | ■ | | |
| | 6:00 pm | 106 | | ■ | | | |
| | 9:36 pm | 169 | | | ■ | | |
| 11/13/01 Tue | 7:50 am | 126 | | | ■ | | |
| | 12:23 pm | 263 | | | | ■ | |
| | 6:14 pm | 76 | | ■ | | | |
| | 9:23 pm | 183 | | | ■ | | |
| | 11:14 pm | 195 | | | ■ | | |
| 11/14/01 Wed | 8:07 am | 169 | | | ■ | | |
| | 12:20 pm | 166 | | | ■ | | |
| | 5:09 pm | 146 | | | ■ | | |
| | 10:27 pm | 62 | | ■ | | | |
| 11/15/01 Thu | 8:08 am | 204 | | | ■ | | |
| | 11:02 am | 118 | | | ■ | | |
| 11/16/01 Fri | 4:36 am | 90 | | ■ | | | |
| | 8:20 am | 244 | | | | ■ | |
| | 5:39 pm | 183 | | | ■ | | |
| 11/17/01 Sat | 9:08 am | 41 | ■ | | | | |
| 11/18/01 Sun | 9:59 am | 70 | | ■ | | | |
| | 4:04 pm | 232 | | | | ■ | |
| 11/19/01 Mon | 8:04 am | 42 | ■ | | | | |
| | 10:38 am | 305 | | | | ■ | |
| | 10:42 pm | 189 | | | ■ | | |
| 11/20/01 Tue | 8:05 am | 63 | ■ | | | | |
| | 9:53 pm | 101 | | ■ | | | |
| 11/21/01 Wed | 7:13 am | 87 | | ■ | | | |

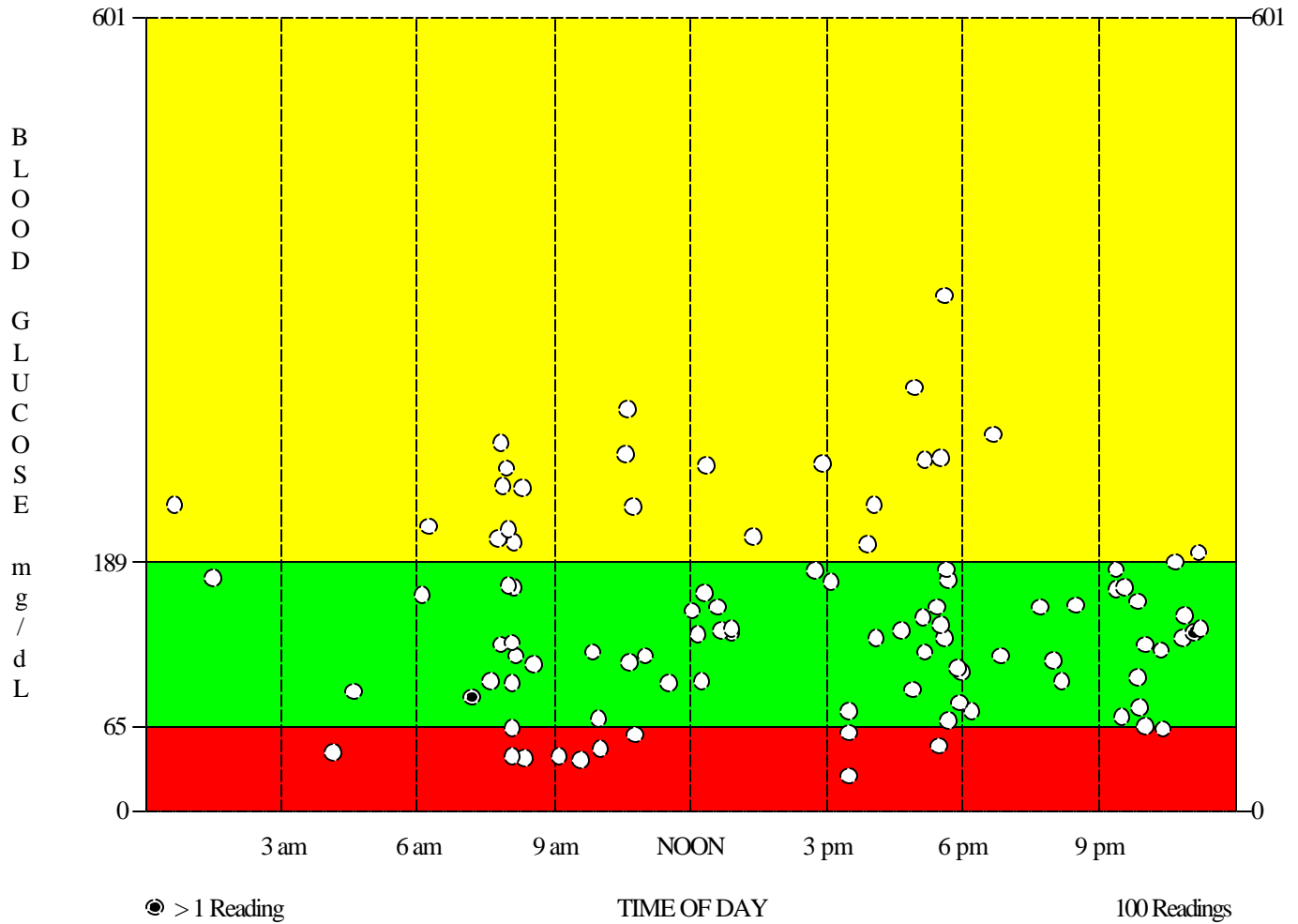
M T W T F S S
 Dates: to No Meal Meter Controls
 Pre-meal User Deleted
 Times: to Post-meal Events Insulin
 Glucose: 0 - 601 mg/dL
 Meter Type:

| Date | Time | Glucose | 0 | 65 | 189 | 601 | Comment |
|--------------|----------|---------|---|----|-----|-----|---------|
| 11/21/01 Wed | 5:38 pm | 391 | | | | | |
| | 6:41 pm | 285 | | | | | |
| | 10:24 pm | 122 | | | | | |
| 11/22/01 Thu | 6:05 am | 164 | | | | | |
| | 2:56 pm | 264 | | | | | |
| | 5:29 pm | 154 | | | | | |
| | 8:13 pm | 99 | | | | | |
| 11/23/01 Fri | 11:17 pm | 139 | | | | | |
| | 6:16 am | 216 | | | | | |
| | 3:56 pm | 202 | | | | | |
| | 5:33 pm | 268 | | | | | |
| 11/24/01 Sat | 10:55 pm | 148 | | | | | |
| | 4:09 am | 44 | | | | | |
| | 10:03 pm | 65 | | | | | |
| 11/25/01 Sun | 9:53 am | 120 | | | | | |
| | 3:06 pm | 174 | | | | | |
| | 9:55 pm | 79 | | | | | |
| 11/26/01 Mon | 8:04 am | 98 | | | | | |
| | 12:11 pm | 134 | | | | | |
| | 5:54 pm | 109 | | | | | |
| | 10:02 pm | 126 | | | | | |
| 11/27/01 Tue | 7:11 am | 88 | | | | | |
| | 12:56 pm | 135 | | | | | |
| | 5:41 pm | 175 | | | | | |
| | 8:01 pm | 114 | | | | | |
| 11/28/01 Wed | 8:05 am | 128 | | | | | |
| | 11:06 pm | 135 | | | | | |
| 11/29/01 Thu | 8:33 am | 111 | | | | | |
| | 5:12 pm | 266 | | | | | |
| 11/30/01 Fri | 7:50 am | 279 | | | | | |
| | 1:24 pm | 208 | | | | | |
| | 5:33 pm | 141 | | | | | |

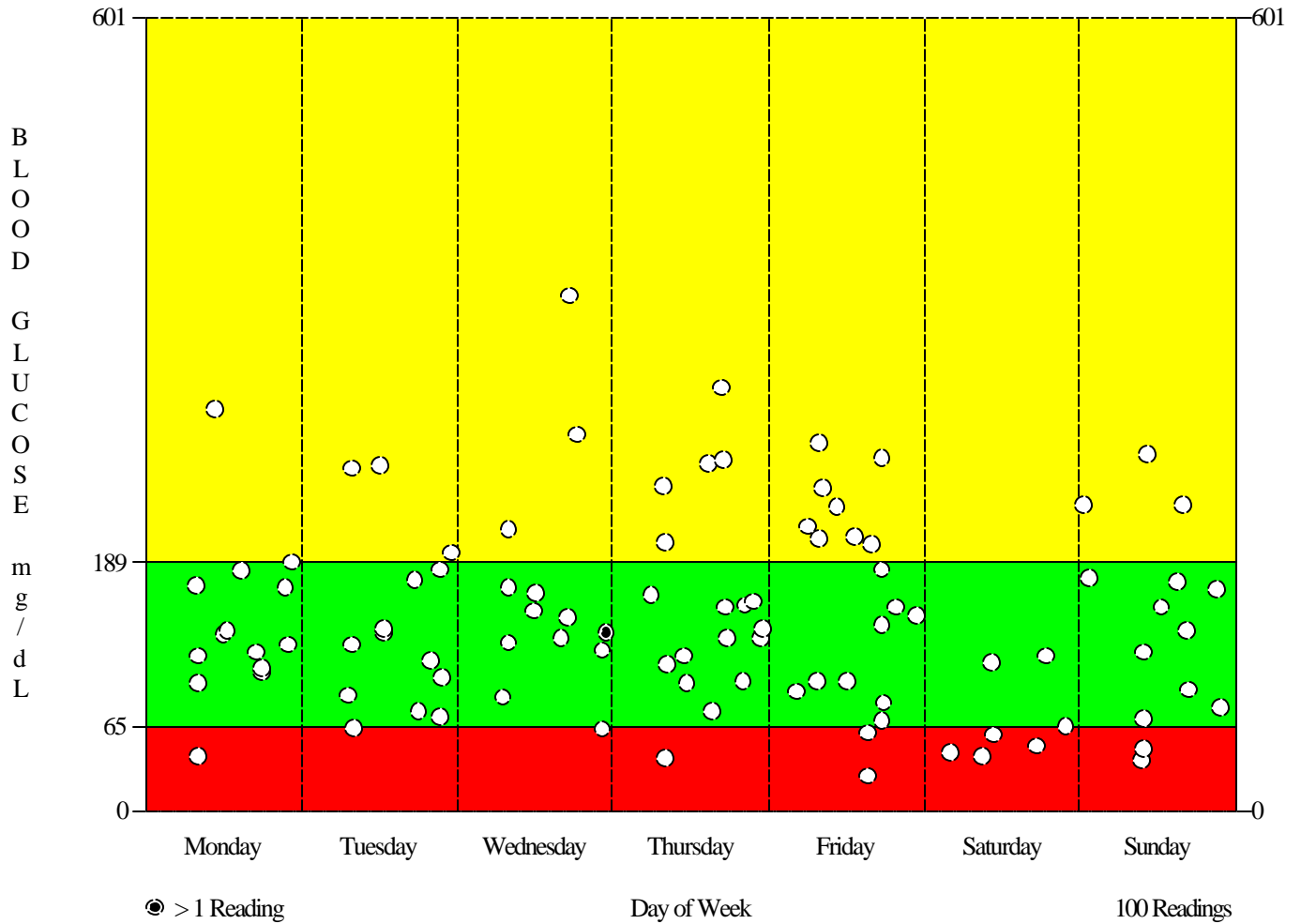
| | | | | | | | | | | | | | |
|-------------------------------------|-------------------------------------|-------------------------------------|-------------------------------------|-------------------------------------|-------------------------------------|-------------------------------------|-------------|---|----|---------------------------------------|---|--|---|
| M | T | W | T | F | S | S | Dates: | <input type="text" value="11/01/01"/> | to | <input type="text" value="11/30/01"/> | <input checked="" type="checkbox"/> No Meal | <input checked="" type="checkbox"/> Meter | <input type="checkbox"/> Controls |
| <input checked="" type="checkbox"/> | <input checked="" type="checkbox"/> | <input checked="" type="checkbox"/> | <input checked="" type="checkbox"/> | <input checked="" type="checkbox"/> | <input checked="" type="checkbox"/> | <input checked="" type="checkbox"/> | Times: | <input type="text" value="12:00 am"/> | to | <input type="text" value="11:59 pm"/> | <input checked="" type="checkbox"/> Pre-meal | <input checked="" type="checkbox"/> User | <input type="checkbox"/> Deleted |
| Glucose: 0 - 601 mg/dL | | | | | | | | | | | <input checked="" type="checkbox"/> Post-meal | <input checked="" type="checkbox"/> Events | <input checked="" type="checkbox"/> Insulin |
| | | | | | | | Meter Type: | <input type="text" value="All supported meters"/> | | | | | |



| | | | | | | | | | | |
|-------------------------------------|-------------------------------------|-------------------------------------|-------------------------------------|-------------------------------------|-------------------------------------|-------------------------------------|---|--|---|-----------------------------------|
| M | T | W | T | F | S | S | Dates: <input type="text" value="11/01/01"/> to <input type="text" value="11/30/01"/> | <input checked="" type="checkbox"/> No Meal | <input checked="" type="checkbox"/> Meter | <input type="checkbox"/> Controls |
| <input checked="" type="checkbox"/> | <input checked="" type="checkbox"/> | <input checked="" type="checkbox"/> | <input checked="" type="checkbox"/> | <input checked="" type="checkbox"/> | <input checked="" type="checkbox"/> | <input checked="" type="checkbox"/> | Times: <input type="text" value="12:00 am"/> to <input type="text" value="11:59 pm"/> | <input checked="" type="checkbox"/> Pre-meal | <input checked="" type="checkbox"/> User | <input type="checkbox"/> Deleted |
| Glucose: 0 - 601 mg/dL | | | | | | | <input checked="" type="checkbox"/> Post-meal | <input checked="" type="checkbox"/> Events | <input checked="" type="checkbox"/> Insulin | |
| | | | | | | | Meter Type: <input type="text" value="All supported meters"/> | | | |



| | | | | | | | | | | | | | |
|-------------------------------------|-------------------------------------|-------------------------------------|-------------------------------------|-------------------------------------|-------------------------------------|-------------------------------------|-------------|---|----|---------------------------------------|---|--|---|
| M | T | W | T | F | S | S | Dates: | <input type="text" value="11/01/01"/> | to | <input type="text" value="11/30/01"/> | <input checked="" type="checkbox"/> No Meal | <input checked="" type="checkbox"/> Meter | <input type="checkbox"/> Controls |
| <input checked="" type="checkbox"/> | <input checked="" type="checkbox"/> | <input checked="" type="checkbox"/> | <input checked="" type="checkbox"/> | <input checked="" type="checkbox"/> | <input checked="" type="checkbox"/> | <input checked="" type="checkbox"/> | Times: | <input type="text" value="12:00 am"/> | to | <input type="text" value="11:59 pm"/> | <input checked="" type="checkbox"/> Pre-meal | <input checked="" type="checkbox"/> User | <input type="checkbox"/> Deleted |
| Glucose: 0 - 601 mg/dL | | | | | | | | | | | <input checked="" type="checkbox"/> Post-meal | <input checked="" type="checkbox"/> Events | <input checked="" type="checkbox"/> Insulin |
| | | | | | | | Meter Type: | <input type="text" value="All supported meters"/> | | | | | |



| | | | | | | | | | | | | | |
|-------------------------------------|-------------------------------------|-------------------------------------|-------------------------------------|-------------------------------------|-------------------------------------|-------------------------------------|-------------|---|----|---------------------------------------|---|--|---|
| M | T | W | T | F | S | S | Dates: | <input type="text" value="11/01/01"/> | to | <input type="text" value="11/30/01"/> | <input checked="" type="checkbox"/> No Meal | <input checked="" type="checkbox"/> Meter | <input type="checkbox"/> Controls |
| <input checked="" type="checkbox"/> | <input checked="" type="checkbox"/> | <input checked="" type="checkbox"/> | <input checked="" type="checkbox"/> | <input checked="" type="checkbox"/> | <input checked="" type="checkbox"/> | <input checked="" type="checkbox"/> | Times: | <input type="text" value="12:00 am"/> | to | <input type="text" value="11:59 pm"/> | <input checked="" type="checkbox"/> Pre-meal | <input checked="" type="checkbox"/> User | <input type="checkbox"/> Deleted |
| Glucose: 0 - 601 mg/dL | | | | | | | | | | | <input checked="" type="checkbox"/> Post-meal | <input checked="" type="checkbox"/> Events | <input checked="" type="checkbox"/> Insulin |
| | | | | | | | Meter Type: | <input type="text" value="All supported meters"/> | | | | | |

